

Loose Wire System

Overview

The Warmup Loose Wire System is designed for use within the adhesive layer under tiles or within a levelling compound under other floor finishes. The variable spacing of the cable available during design and installation allows the system power to be tailored to the properties requirements.

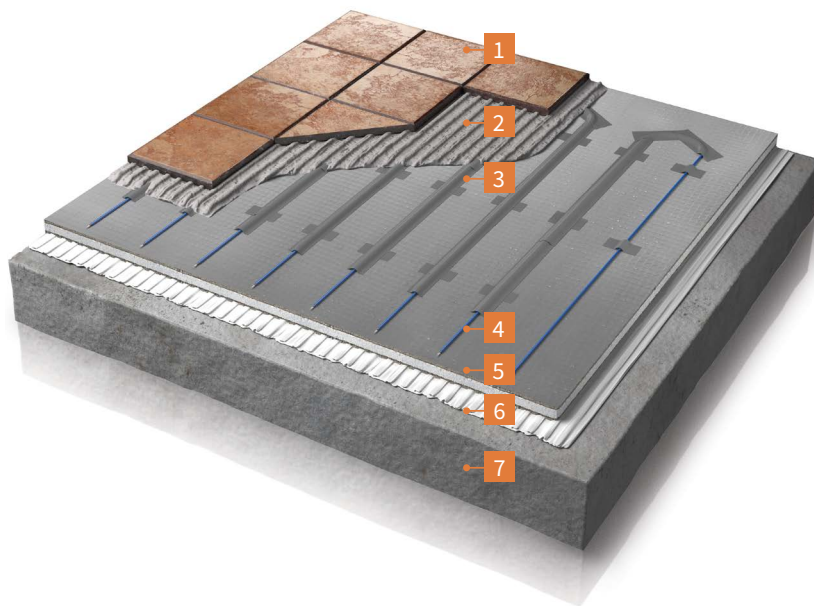
The Loose Wire System is ideal for installation within small or irregularly shaped areas. In a bathroom the cable can be easily installed around the fixtures and within rooms with curved features it can easily follow the contours.

The variable spacing of the cable also allows the heat output to be matched to requirements. For regularly shaped rooms the Sticky Mat system offers a quick and precise installation alternative to the Loose Wire System.

Alternatively, for floor finishes other than tiles the Foil Heater System offers utilises a completely dry construction that does not require a levelling compound.

FLOOR CONSTRUCTION

- 1 Floor finish
- 2 Tile adhesive or levelling compound
- 3 Warmup Tape
- 4 Warmup Loose Wire
- 5 Warmup Coated Insulation Board
- 6 Flexible Tile Adhesive
- 7 Subfloor



Electric
Heating System

0345 345 2288

uk@warmup.com
www.warmup.co.uk

Warmup

The world's best-selling floor heating brand™

Technical Data

TECHNICAL DATA - Loose Wire

OPERATING VOLTAGE	220 - 240v: 50Hz
IP RATING	IPX7
CABLE THICKNESS	1.8mm
AVERAGE OUTPUT RATING	150W/m ²
INNER INSULATION	ETFE
OUTER INSULATION	ETFE
MIN. INSTALLATION TEMP	5°C
MAX. OPERATING TEMP	80°C
CONNECTION	3m LONG "COLDTAIL" CONNECTION



Features

- Exceptionally quick response time with system installed directly beneath the tile floor finish
- Ultra-thin, 1.8mm cable multistrand, dual core heating cable is double insulated with an advanced fluoropolymer making it exceptionally tough and easy to tile over
- Ideal for irregular shaped rooms such as bathrooms where the cable can be easily installed around the fixtures
- By warming up and cooling down faster, before and after you use the room, the room is cooler when not in use, losing less heat and saving energy
- BEAB Approved and CE and UKCA marked meeting the highest safety standards for ultimate peace of mind
- Lifetime Warranty & SafetyNet Installation Guarantee



Technical Data

PRODUCT CODE	LOOSE WIRE SYSTEM (DWS)					
	COLOUR	HEATER LENGTH	POWER (W)	LOAD (A)	RESISTANCE (Ω)	RESISTANCE BANDS (Ω)
DWS300	BLUE	22	300	1.30	177	168.2 - 185.9
DWS400	NEUTRAL	32	400	1.80	128	121.6 - 134.4
DWS600	GREY	44	600	2.60	88	83.6 - 92.4
DWS800	RED	64	800	3.60	64	60.8 - 67.2

AREA TO BE HEATED (m ²)	LOOSE WIRE SYSTEM (DWS)	
	HEATERS REQUIRED (PRODUCT CODE)	SPACING (mm)
1.5 - 1.8	DWS300	70
1.9 - 2.4	DWS300	90
2.5 - 2.7	DWS400	70
2.8 - 3.0	DWS400	80
3.1 - 3.4	DWS400	90
3.5 - 3.8	DWS600	70
3.9 - 4.1	DWS600	80
4.2 - 4.4	DWS600	90
4.5 - 5.0	DWS800	70
5.1 - 5.6	DWS800	80
5.7 - 5.9	DWS800	90
6.0 - 6.4	DWS400 + DWS600	80
6.5 - 6.9	DWS400 + DWS600	90
7.0 - 7.7	2 x DWS600	80
7.8 - 8.4	2 x DWS600	90
8.5 - 9.2	DWS600 + DWS800	80
9.3 - 9.9	DWS600 + DWS800	90
10.0 - 11.1	2 x DWS800	80
11.2 - 11.4	2 x DWS800	90
11.5 - 12.2	DWS400 + DWS600 + DWS800	80
12.3 - 12.9	DWS400 + DWS600 + DWS800	90
13.0 - 13.7	2 x DWS800 + DWS400	80
13.8 - 14.4	2 x DWS800 + DWS400	90
14.5 - 15.2	2 x DWS800 + DWS600	80
15.3 - 15.9	2 x DWS800 + DWS600	90
16.0 - 16.7	3 x DWS800	80
16.8 - 17.4	3 x DWS800	90
17.5 - 18.9	2 x DWS800 + DWS600 + DWS400	90
19.0 - 19.7	3 x DWS800 + DWS400	80
19.8 - 20.4	3 x DWS800 + DWS400	90
20.5 - 21.2	3 x DWS800 + DWS600	80
21.3 - 21.9	3 x DWS800 + DWS600	90
22.0 - 22.3	4 x DWS800	80
22.4 - 24.6	4 x DWS800	90
24.7 - 25.0	4 x DWS800	100

WARMUP COMPONENTS

Insulation Boards

Warmup® Insulation Boards are a water resistant, insulated tile backer board made of extruded polystyrene, faced on both sides with a fibreglass mesh embedded into a thin cement polymer mortar.

They have high thermal insulation properties for energy efficiency and an added benefit of sound absorption.

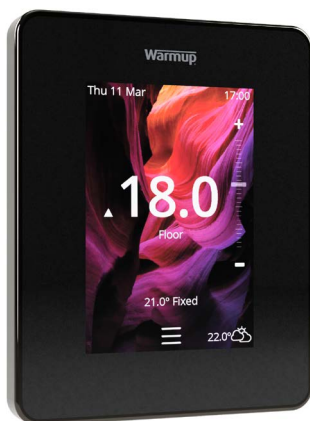
INSBOARD - TECHNICAL SPECIFICATIONS

MODEL	THICKNESS (mm)	WIDTH (mm)	LENGTH (mm)	WEIGHT (kg)	R VALUE (m ² .K/W)
INSBOARD6MM	6	600	1250	2.2	0.12
INSBOARD(PK1)	10	600	1250	2.3	0.24
INSBOARD20MM	20	600	1250	2.5	0.55
INSBOARD30MM	30	600	1250	2.8	0.85
INSBOARD40MM	40	600	1250	3.0	1.15
INSBOARD50MM	50	600	1250	3.2	1.45



Warmup Insulation Boards have zero Ozone Depletion Potential (ODP) and a Global Warming Potential (GWP) of less than 5

Thermostat



6iE WIFI THERMOSTAT

For Central Heating and Underfloor Heating Systems

The world's first UFH thermostat with a smartphone touchscreen providing effortless control at your fingertips. Connected to the internet by WiFi, it can be controlled from a smart phone, tablet or computer as well as its own touchscreen interface. Working automatically; it learns your routines and location through background communication with your smartphone. Using this knowledge it suggests ways to save energy.

Personalise your 6iE with uploadable photo backgrounds.




SmartGeo™

Always at the right temperature automatically, and up to 25% lower energy usage. Just like magic.



EasySwitch™

Always on the best tariff, automatically. Saving on average £210.



Easy to use

Simple and secure set up using WiFi, with 24/7 technical support.